

AC Transducer

SC series

RMS computation

3rd harmonic wave

Low cost, Light,
Space saving

(Actual size)

Confirms to
JIS C1111



Universal
power supply
(AC/DC)

AC voltage
SCPT

AC current
SCCT

Terminalcover
provided

Both DIN rail and panel
mounting usable

Model

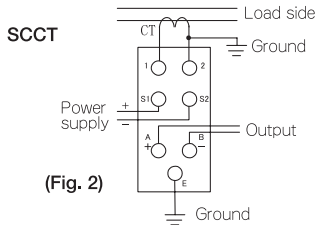
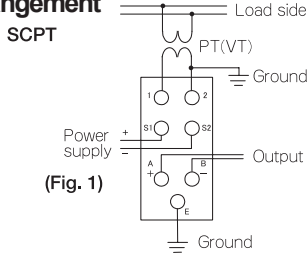
S C P T		AC voltage transducer (W25×H100×D128mm)
Input	01	0 to 150V AC
	02	0 to 300V AC
	03	0 to 86.6V AC
	04	0 to 110V AC
Output	01	4 to 20mA DC (Load resistance 600Ω or less)
	02	0 to 1mA DC (Load resistance 10kΩ or less)
	03	1 to 5V DC (Load resistance 1kΩ or more)
	04	0 to 5V DC (Load resistance 1kΩ or more)
	05	0 to 10V DC (Load resistance 1kΩ or more)
Power supply	0	Universal: 85 to 264V AC , 85 to 143V DC
	1	20~30V DC
	2	40~60V DC

S C C T		AC current transducer (W25×H100×D128mm)
Input	01	0 to 5A AC
	02	0 to 1A AC
	03	0 to 6A AC
Output	01	4 to 20mA DC (Load resistance 600Ω or less)
	02	0 to 1mA DC (Load resistance 10kΩ or less)
	03	1 to 5V DC (Load resistance 1kΩ or more)
	04	0 to 5V DC (Load resistance 1kΩ or more)
	05	0 to 10V DC (Load resistance 1kΩ or more)
Power supply	0	Universal: 85 to 264V AC , 85 to 143V DC
	1	20 to 30V DC
	2	40 to 60V DC

Specifications

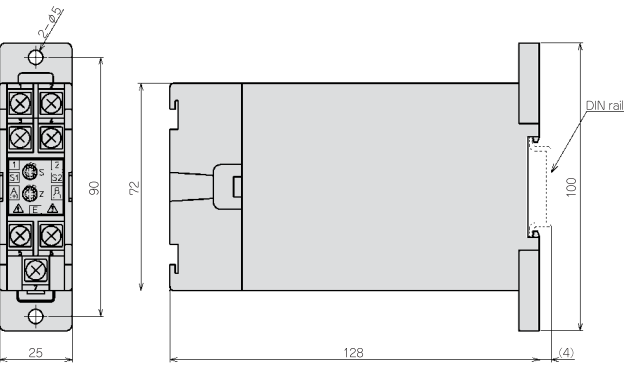
External dimensions	25×100×128mm (W×H×D)
Mounting	Both DIN rail and panel
Case, Terminal block	Flame-resistant resin Color: Black (Terminal cover: Transparent polycarbonate)
Conversion accuracy	±0.5% of output span (Conditions: Ambient temperature 23±2°C, Relative Humidity 45 to 70%RH)
Output ripple	±1% P-P of output span
Response time	Within 0.5 seconds (90% step input response)
Continuous load	1.2 times of rated input current
Momentary overload	SCPT: Twice of rated input voltage (for 10sec) SCCT: 10 times of rated input current (for 16sec), 20 times of rated input current (for 4sec), 40 times of rated input current (for 1sec)
Insulation resistance	Input/Output/Power-Ground, Input-Output, Input/Output-Power (SCPT: Output-ground) 50MΩ or more, at 500V DC
Dielectric strength	Input/Output/Power-Ground, Input-Output, Input/Output-Power (SCPT: Output-ground) 2kV AC for 1 minute
Power supply	85 to 264V AC 50/60Hz, 85 to 143V DC
Power consumption	Measuring side: 0.3VA or less Power side: 2VA or less Universal power supply (24/48V DC: 2W or less)
Ambient temperature	-10 to 55°C
Ambient humidity	30 to 85%RH (No condensation)
Weight	Approx. 200g
Accessories	instruction manual 1 copy, Terminal cover 1 piece

Terminal arrangement

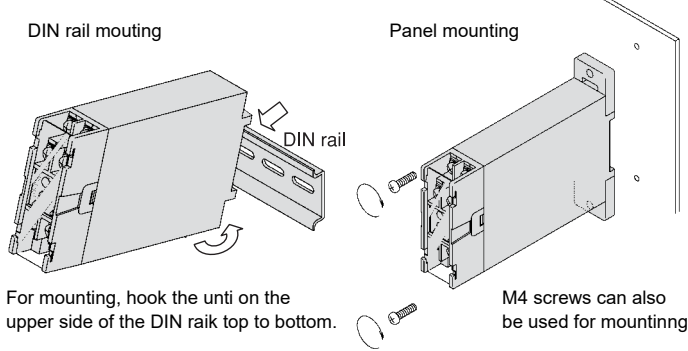


PT (insulated current transformer) and CT (current transformer) are sold separately. For more information, please contact our main office or dealers.

External dimensions (Unit: mm)



Mounting



- To ensure safe and correct use, thoroughly read and understand the manual before using this instrument.
- This instrument is intended to be used for industrial machinery, machine tools and measuring equipment. Verify correct usage after purpose-of-use consultation with our agency or main office. (Never use this instrument for medical purposes with which human lives are involved.)
- External protection devices such as protection equipment against excessive temperature rise, etc. must be installed, as malfunction of this product could result in serious damage to the system or injury to personnel. Also proper periodic maintenance is required.
- This instrument must be used under the conditions and environment described in the manual. Shinko Technos Co., Ltd. does not accept liability for any injury, loss of life or damage occurring due to the instrument being used under conditions not otherwise stated in this manual.

Caution with respect to Export Trade Control Ordinance

To avoid this instrument from being used as a component in, or as being utilized in the manufacture of weapons of mass destruction (i.e. military applications, military equipment, etc.), please investigate the end users and the final use of this instrument. In the case of resale, ensure that this instrument is not illegally exported.

- This catalog is as of November 2025, and specifications are subject to change without notice.
- Photos used in this catalog do not show unit in operating status.
- If you have any inquiries, please consult us or our agency.

SHINKO TECHNOS CO., LTD.
OVERSEAS DIVISION

Head Office : 2-5-1, Senbahigashi, Minoo, Osaka, 562-0035, Japan
Tel : +81-72-727-6100
Fax : +81-72-727-7006
URL : <https://shinko-technos.co.jp/e/>
E-mail : overseas@shinko-technos.co.jp